





resi-bed

resinous mortar

FEATURES & BENEFITS

-  Pack includes primer
-  Bed thickness: 5-50mm
-  Set time: 90 minutes
-  Workability: 30 minutes



APPLICATIONS

UltraScape resi-bed is a two-part high strength epoxy resin mortar and primer system, especially suitable for bedding granite setts, paving elements up to recess covers, tree grids and coping stones as well as concrete repair for areas subject to heavy wear-and-tear. The product contains a blend of specialist sands and fine fillers that provide exceptional strength, bond and chemical resistance, which makes it ideal for pavement edge details, vehicle ramps and pedestrian crossings. UltraScape resi-bed accommodates depths from 5mm -50mm.

PREPARATION

As with all concrete repairs, it is vitally important to remove all grease, dirt, dust and other loose materials prior to application. Smooth substrates must be mechanically roughened, (for example by scabbling or needle gun), washed with clean water and allowed to dry. Note: UltraScape resi-bed should be applied only in dry conditions in order to guarantee product performance and durability of application.

PRIMING

The supplied primer should be applied to substrates before the application of UltraScape resi-bed. Mix all the content of primer A and B thoroughly in a separate vessel (not provided). Ensure moisture is not introduced at any stage to the components. Brush the mixed contents well into the prepared substrate taking care

to avoid 'puddling' in depressions. UltraScape resi-bed should be applied when primer has started to gel, but still has surface 'tack'. Note: The primer should be applied to all areas within 3-4 minutes. Unused material will generate heat; therefore care must be taken when handling the material.

MIXING

Mix thoroughly the buff coloured UltraScape resi-bed Base (pack C) and dark grey coloured UltraScape resi-bed Hardener (pack D) to produce a cohesive dark blue/grey coloured trowellable mortar. This is best achieved by using a forced action paddle type mixer. Alternatively, vigorous hand mixing with a steel float will provide the desired consistency (please ensure the appropriate PPE is worn at all times). Lightly spray the solvent provided in the pack onto mixing tools in order to prevent material sticking.

PLACING

The mixed material should be applied firmly into the primed surface to ensure positive adhesion. The primer should not be left to dry before this takes place. Pay particular attention to edges and thin sections. The surface may be closed using a steel trowel.

CLEANING

Tools should be cleaned in water immediately after use to remove excess materials.

PRODUCT AND TECHNICAL DATA

Bond Strength N/mm ² :	45
Set Time:	90 minutes*
Workability:	30 minutes*
Initial Hardness:	1 hour*
Full Cure:	7 days*
Minimum Application Temp:	5°C

Chemical Resistivity		
Water	-	Excellent
Hydrochloric Acid	25%	Excellent
Nitric Acid	8%	Good
Acetic Acid	5%	Good
Tartaric Acid	10%	Excellent
Citric Acid	10%	Excellent
Lactic Acid	10%	Very Good
Phosphoric Acid	10%	Very Good
Sodium Hydroxide	50%	Excellent
Sugar Solution	-	Very Good
Ethanol	-	Very Good
Diesel Fuel/Petrol	-	Very Good

Product Details	
Unit/Packaging	10kg and 22kg plastic containers
Pack Contents	10kg container: 2 x 3kg Base packs (C) 2 x 2kg Hardener packs (D) 1 x 140ml Primer resin (A) 1 x 70ml Primer hardener (B) 1 x 20mm Brush 1 x Pair Poly Gloves 1 x Solvent Spray Bottle 22kg container: 2 x 6kg Base packs (C) 2 x 4kg Hardener packs (D) 1 x 476ml Primer resin (A) 1 x 253ml Primer hardener (B)
Storage	All components: Store in tightly closed original container at temperatures between 5°C and 30°C. Avoid frost and keep solvent away from sources of ignition.
Shelf Life	Shelf life from date of manufacture in correct conditions for sealed containers is 12 months.
Coverage	10kg: approx 0.5m ² @10mm 22kg: approx 1m ² @9.5mm
Yield	22kg Tub = 9.75 litres 10kg Tub = 4.76 litres
Colour	Grey*

*As with all raw materials, colour variation may occur. Please note that this does not affect the consistency or characteristics of the enclosed product.

Test Age	Compressive Strength* (N/mm ²) (BS6319: Part 2: 1983)	Tensile Strength* (N/mm ²) (BS6319: Part 7: 1985)	Flexural Strength* (N/mm ²) (BS6319: Part 3: 1983)	Density of Hardened Material (Kg/m ³) (BS6319: Part 5: 1984)	Compressive Modulus (KN/mm ²) (BS6319: Part 6: 1984)	Flexural Modulus (GN/m ²) (BS6319: Part 9: 1990)
24 hours	38.0	14.3	-	2050	-	-
7 days	75.0	15.6	22.4	2070	11.2	10.8

*Depending on temperatures - test carried out at 20°C. Cool temperatures retard, warm temperatures accelerate product performance.

HEALTH, SAFETY AND ENVIRONMENTAL

Please ensure that appropriate PPE is used when preparing, mixing and applying products. Always wash hands before consuming food and make sure that materials are kept safely out of reach of children and animals. Please dispose of packaging and waste responsibly and in accordance with local authority requirements. A full material safety data sheet relating to this product is available from instarmac.co.uk

QUALITY ASSURANCE

All products are manufactured in a plant whose quality management system is certified / registered as being in conformity with BS EN ISO 9001, ISO 14001 and ISO 45001. Our products are guaranteed against defective materials and manufacture and will be replaced or money refunded if the goods do not comply with our promotional literature. We cannot however accept responsibility arising from the application or use of our products because we have no direct or continuous control over where and how products are used. All products are sold subject to our conditions of sales, copies of which may be obtained upon request.

CONTACT US

Instarmac Group plc, Birch Coppice Business Park, Danny Morson Way, Dordon, Tamworth, Staffordshire, B78 1SE, United Kingdom

Tel: +44 (0) 1827 254400 • Email: email@instarmac.co.uk • Order: orders@instarmac.co.uk • Website: instarmac.co.uk

Vers 13.7.23 Uncontrolled if printed. For the most up-to-date version of this datasheet, please refer to this product's profile on our website which can be found at www.ultrascape.co.uk