







flowpoint fine

fine flowable grout

FEATURES & BENEFITS

-  Open to foot traffic: 1 hour
-  For use with all types of paving elements
-  Just add water
-  Set time: 15 minutes
-  BS 7533 compliant
-  Joint widths: 2-50mm



APPLICATIONS

UltraScape flowpoint fine is a rapid set grout with high fluid consistency for early trafficking that conforms to the strict demands of BS 7533. It is ideal for all paving areas where a rigid or bound void-free joint is required. The product is suitable for application on driveways, patios, town centre pedestrian schemes, pathways and carriageways. UltraScape flowpoint fine can be used with natural stone, concrete flags, Porcelain tiles and clay pavers.

TECHNICAL

UltraScape flowpoint fine is a fully pre-mixed dry-pack which only requires tile addition of water on-site. It can fill joints from 2mm to 50mm wide with a minimum target depth of 20mm, up to 200mm in one application. This highly fluid grout achieves a final compressive strength of 49.6N/mm² (results achieved using 3.4 litres of water per 20kg bucket), and will reach initial set in 30 minutes, will accept light foot traffic after 1 hour, and vehicular traffic after 4 hours (dependent upon temperature).

MIXING AND APPLICATION

Once the paving is ready to receive the grout the following method must be adhered to: Immediately prior to jointing it must be ensured that the joints are free from debris and all ponded water removed. The paving surface and joints

must be pre-soaked and kept wet until the jointing process has been completed. A 20kg bucket requires 3.4 litres of water and must be mixed for between 3 and 5 minutes until a smooth lump-free consistency has been achieved. Apply the mortar without delay. Do not store liquid mortar other than in transit from mixer. It must be carefully forced into the joints using a suitable rubber squeegee. The mortar should be constantly moved over the surface to repeatedly top up joints in which the mortar may have slumped following initial placement. Use the rubber squeegee to remove as much mortar as possible from the surface. The surface must be kept constantly moist using a soft spray of water. When the jointing mortar has hardened sufficiently or achieved its initial set the paving surface must be cleaned using a brush and copious amounts of water. Cleaning must be carried out thoroughly and no mortar must be allowed to remain on the surface of the paving.

WORKABILITY

Approximately 5-15 minutes depending on temperature.

PRECAUTIONS

Please note: a small trial should be done to ensure compatibility with the stone being used as Instarmac cannot test all stone types. Wash all tools frequently. Mix only enough material to apply in 4 minutes. Never remix or add

extra water. Wear protective clothing. Avoid skin and eye contact - wet cement can burn the skin. Cool temperatures retard, warm temperatures accelerate. Care should be taken when using the product near drainage. You will need to make sure you have a run-off to take the excess away as it cannot go down a drain. The product is supplied in a bag within a bucket, please check the colour printed on the bag, matches the lid colour before use.

PRODUCT AND TECHNICAL DATA

Unit/packaging	20kg buckets delivered on shrink-wrapped pallets
Storage	Store in a cool, dry and frost free area at temperatures between 5°C and 30°C
Yield*	11.12 litres approx, per 20kg bucket
Workability	5-15 minutes
Shelf life	8 months from the date of manufacture printed on this bucket, unopened in the above conditions. High temperatures and high humidity will reduce shelf life.
Bond (Adhesion strength)	>1.5N/mm ² after 28 days
Water required	3.4 litres per 20kg
Colour**	Natural Grey, Stone Grey and Charcoal
Compressive strength	49.6N/mm ² after 38 days
Flexural strength	7.1N/mm ² after 28 days
Tensile strength	3.91N/mm ² after 28 days

*The above coverage is provided as a guide only and reflects typical paving applications without any wastage. It should not be used as an exact material requirement calculation.

**As with all raw materials, colour variation may occur. Please note that this does not affect the consistency or characteristics of the product.

HEALTH, SAFETY AND ENVIRONMENTAL

Please ensure that appropriate PPE is used when preparing, mixing and applying products. Always wash hands before consuming food and make sure that materials are kept safely out of reach of children and animals. Please dispose of packaging and waste responsibly and in accordance with local authority requirements. A full material safety data sheet relating to this product is available from instarmac.co.uk

QUALITY ASSURANCE

All products are manufactured in a plant whose quality management system is certified / registered as being in conformity with BS EN ISO 9001, ISO 14001 and ISO 45001. Our products are guaranteed against defective materials and manufacture and will be replaced or money refunded if the goods do not comply with our promotional literature. We cannot however accept responsibility arising from the application or

use of our products because we have no direct or continuous control over where and how products are used. All products are sold subject to our conditions of sales, copies of which may be obtained upon request.

CONTACT US

Instarmac Group plc, Birch Coppice Business Park, Danny Morson Way, Dordon, Tamworth, Staffordshire, B78 1SE, United Kingdom

Tel: +44 (0) 1827 254400 • Fax: +44 (0) 1827 285386 • Email: email@instarmac.co.uk • Order: orders@instarmac.co.uk • Website: instarmac.co.uk

Vers 3.3.23 Uncontrolled if printed. For the most up-to-date version of this datasheet, please refer to this product's profile on our website which can be found at www.ultrascape.co.uk